



Cub World 2022 at Camp V-Bar Salmen Scout Reservation

27585 V-Bar Road, Perkinston, MS 39573

Camp Phone: (228) 255-7336

April 8, 2022-April 10, 2022

Southeast Louisiana Council

Office: (504) 889-0388

Fax: (504) 889-1162 Email: tracy.jones@scouting.org

Online registration

<http://www.bsa-selacouncil.org/cubworld>

Table of Contents

Letter from the Camp Director	3
General Camp Information, Dates, Fees.....	4
Daily Schedule	5
Rotation Schedule	6
Preparing for Camp.....	7
Program Details	9
Ship/Castle & Chapel.....	9
COPE Tower & Front of Dining Hall.....	10
Admin Building to Waterfront.....	11
Dining Hall/Trading Post/Training Center	12
Shooting Sports Field.....	13
Camp V-Bar Information & Policies	14
Personal Equipment Checklist	15
Unit Equipment Checklist.....	16
Map to camp	17

“A week of camp life is worth six months of theoretical teaching in the meeting room.”

- Lord Baden-Powell

LETTER FROM THE CAMP DIRECTOR

Dear Scout Leaders & Parents,

Welcome to Cub World. We are excited to welcome everyone back to V-Bar for a weekend of Cub Scout Fun and adventure. We hope that by the end of the weekend your Scouts will have unknowingly learned a new skill or two, made a new friend, discovered something about themselves they never knew and gained some confidence in their abilities.

This campout is open to all Scouts, Leaders, Parents and Siblings. Please come, camp, and have a whole lot of fun with us. We are always looking for volunteers to help with activities, in the dining hall and with opening/closing programs. So, if you are a leader, parent, Scout BSA, Venturer, or Explorer and wish to serve as staff please contact our Cub World Coordinator – Tia Lopez (selacubcamping@gmail.com) for an assignment.

This guide gives Pack leaders and parents the information needed to plan for Cub World. SIGN-UP BETWEEN NOW AND April 1st to take advantage of the Early Bird fees per person. Register before March 25th to ensure that your t-shirt order is available at camp. If registering after April 1st, there is a Late Fee increase of \$10/person. Registration will close on April 6th. There will be NO registration accepted after this date to insure we have enough supplies and volunteers for the event. Information and registration is also available at the Council Website at <http://www.bsa-selacouncil.org/cubworld>.

The Southeast Louisiana Council and the Cub Camping Committee look forward to providing each of you a fantastic weekend filled with FUN, ADVENTURE, and QUALITY TIME for all families in attendance. Council camping events such as Cub World offer Packs the opportunity for strengthening their program, help with retention of Scouts as well as helping to prepare them for move up to the Scouts BSA program. Please encourage all your Cubs to attend. Cub Scouts may attend with others from their Pack, other members of their den, or just their family. Life can't get any better than what this weekend will provide between a child and his family – no matter what the combination – father/Cub, mother/Cub, total family, grandparent/grandCub. :-) Mark your calendars now and take time to read all the information provided in this guide.

“Be Prepared” to have a great time!

*****Finally, Cub Scout Leaders we need 3 volunteers from each pack attending to ensure we have enough support to plan the program for this exciting outdoor weekend! *****

See you at V-Bar!

Tia Lopez

Tia Lopez
Cub Camping Committee Chair

GENERAL CAMP INFORMATION, DATES, FEES

GENERAL CAMP INFORMATION	<p>CAMP LOCATION: Salmen Scout Reservation, Camp V-Bar is in Southern Mississippi approximately 1 ½ hours outside New Orleans, LA. Driving directions on page 16. Google Maps does GPS to the right location at the address below.</p>	
	<p>Salmen Scout Reservation, Camp V-Bar 27585 V-Bar Road Perkinston, MS 39573</p>	<p>Southeast Louisiana Council, BSA 4200 S. I-10 Service Road West Metairie, LA 70001</p>
	<p>Camp Office: (228) 255-7336</p>	<p>Council Offices: (504) 889-0388 Council Fax: (504) 889-1162</p>

DATES	<p>Cub World Dates: April 8 to 10, 2022</p> <p>Check-In: starting at 1:00pm</p> <p>Check-out: 11:00am</p>
-------	---

CAMP FEES	<p>Cubs/Siblings/Adults</p> <p>\$15/ Regular – Paid in Full by 4/01/2022</p> <p>\$25/ Late – Paid in Full by 4/06/2022</p> <p>Registration Closes 4/06/2022</p>	<p>Meal Plan Tickets</p> <p>\$21 for Saturday meal plan/\$7 for Sunday Breakfast</p> <p>Meals offered: Saturday Breakfast Saturday Lunch Saturday Dinner Sunday Breakfast</p> <p>Last day to purchase meal tickets is 4/06/22</p>	<p>Friday Dinner will not be served. Meals will begin Saturday morning.</p> <p>Meals will be sold as a plan only. You may NOT purchase meals individually. If you do not wish to purchase meals, Packs may cook their own meals in their campsites.</p>
-----------	---	---	--

SHIRTS / PATCHES	<p>T-Shirts available for pre-order with Registrations placed by 3/25/2022. Youth S, M, L - \$15 Adult S, M, L, XL, 2XL, 3XL - \$15 Patches – Included in fees, will be included with Leader Packets on Sunday morning</p> <p>There MAY be additional shirts for sale at camp. To guarantee receiving a shirt, order by 3/25/22! No guarantees after that date.</p>
------------------	--

ONLINE CAMP REGISTRATION CLOSING ON AT MIDNIGHT ON THE LAST DAY NOTED ABOVE. NO REGISTRATION WILL BE ACCEPTED AFTER THE FINAL DATE TO REGISTER, OR AT CAMP. REGISTRATION WILL ONLY BE ACCEPTED ONLINE (NO MANUAL REGISTRATIONS ARE ACCEPTED AT COUNCIL SERVICE CENTER)

Registration may be done on an individual basis but is much easier when the entire Pack registers together. We suggest having a “Cub World Coordinator” within your pack that will handle collecting funds from your Pack members, registering campers, and distributing information to your Pack.

REFUNDS: Please refer to the council website for the council’s policy concerning refunds and refund requests. <http://www.bsa-selacouncil.org/camping-outdoor-program/council-refund-policy/62964>

Daily Schedule (Subject to Change)

Time	Friday 4/8	Saturday 4/9	Sunday 4/10
6:00 am		Reveille (Wake up)	Reveille (Wake up)
7:00 am		Assembly at Flagpole by Admin. Bldg.	Assembly at Flagpole by Admin. Bldg.
7:15 am		HOT & COLD Breakfast	COLD Breakfast
9:00 am -		Program Rotation	Interfaith Service
12:00 pm			Checkout
12:00 pm		HOT Lunch	
2:30 pm - 6:00	Check-In at Shop by upper parking lot		
1:30 - 4:30 pm		Program Rotation	
4:45 pm	Assembly by Flagpole at Admin. Bldg.	Assembly at Flagpole by Admin. Bldg.	
5:00-7:00 pm	Staff Supper	HOT Supper	
7:30 pm	Movie in Dining Hall		
9:00 pm	Leader Info Meeting in Training Center		
8:02 pm		Campfire	
10:30 pm	Taps	Taps	

Rotation Schedule (Will be handed out at event)

	Morning				Afternoon		
	Rotation 1 9:00-10:00	Rotation 2 10:00-11:00	Rotation 3 11:00-12:00		Rotation 3 1:30-2:30	Rotation 4 2:30-3:30	Rotation 6 3:30-4:30
Ship/Castle	Purple Group	Blue Group	Green Group	L u n c h	Yellow Group	Orange Group	Red Group
Admin Building to Waterfront	Red Group	Purple Group	Blue Group		Green Group	Yellow Group	Orange Group
Dining Hall/Trading Post/Training Center	Orange Group	Red Group	Purple Group		Blue Group	Green Group	Yellow Group
Shooting Sports Field	Yellow Group	Orange Group	Red Group		Purple Group	Blue Group	Green Group
COPE Tower/Dining Hall	Green Group	Yellow Group	Orange Group		Red Group	Purple Group	Blue Group
Back of the Admin Center	Blue Group	Green Group	Yellow Group		Orange Group	Red Group	Purple Group

If you don't read anything else in this guidebook, read this page please!

Preparation for Cub World

1. An extremely important function of your planning is informing parents of Camp plans. Prior to camp, set a date and hold a parent information meeting. You will need to make copies of the guidebook or download a copy from our website and email to all your parents/guardians that will be attending. There is ONLY ONLINE REGISTRATION FOR THIS EVENT. This guide includes a list of what to bring to camp, Camp Salmen policies and procedures, and a map on how to get there.
2. Arrange for transportation to and from camp. Have everyone who is going to camp meet at a central location and carpool to camp, if possible. Be sure every driver has a map to camp and the camp phone number. Share cell phone numbers, in case someone becomes separated from the group or get walkie-talkies and use them on the road and at camp. Cell phone coverage is very limited on camp property. There is limited AT&T coverage but Verizon and Sprint work well.
3. Have an experienced family (someone who has been to camp) mentor a new inexperienced family (someone who has never been to camp) by driving to camp together and helping to locate your assigned campsite for the weekend.
4. To help late arrivals find other members of their Pack, some leaders set up "Pack Number Signs" on the roads inside camp. Use real estate or political sign standards to write the Pack number on it. A fluorescent background with dark lettering shows up very well. These signs MUST be removed when you leave camp Sunday morning.
5. Only ONE Pack Gear Trailer (or Pack Vehicle loaded with Pack equipment) may be allowed to enter camp before 6pm on Friday. The vehicle must unload and return to the parking lot. No vehicles will be allowed to enter camp after 6pm. NO VEHICLES WILL BE ALLOWED TO REMAIN IN CAMP. This is for the safety of our large number of youth. All vehicles other than the pack gear trailer must park in one of the two parking lots and gear carried to campsite. There will be a limited number of wagons available to help with gear transport. **It is highly recommended to bring your own wagon or trashcan on wheels to help transport items to the campsite.**
6. **If arriving after dark**, have flashlights prepared and ready to use when you get out of your car. You will be walking with your gear to your campsite. Also, if you do not have a pack trailer and your gear is not being brought up early, you can bring a wagon or trashcan on wheels to haul your gear to your campsite.
7. Vehicle ID Tag: Each vehicle coming to camp should place a sign in the front windshield with their Pack Number, District Name and Campsite Assignment. We will be directing traffic to the parking lot closest to your campsite based on this signage. The ID Tag will help us to reach you during the campout in the event we need to contact you regarding your vehicle. A sample of the windshield sign is included in this guidebook.
8. Campsite assignments will be based on district registration numbers and will be provided at check-in at the entrance to camp.
9. Identification for All Children...Please Read! Parents and leaders should consider making nametags to be worn by every youth. We recommend that you include the Name, Pack number, District, and Campsite assignment on the tag, and laminate the tags for longer wear. Use a safety pin to fasten to shirts or they may be worn around the neck on a lanyard. Because so many are wearing the same uniform, it is easy to lose track of your child. If you become separated from your child at any time, the nametag will provide accurate identification and campsite location information. This will expedite the relocation of "lost" parents.
10. Pack T-shirts: Some Packs have purchased their own T-shirts, using either a standard or a custom design logo and the pack number – this helps identify your group in a large crowd.
11. A "What to Bring Checklist" is included in this guidebook. This list is meant as a guide. Use your judgment in choosing what to bring to camp

PARKING TAG

Southeast Louisiana Council

This vehicle parking tag must be displayed on the dashboard at all times

It will help us to reach you during the campout in the event we need to contact you regarding this vehicle

NAME _____

UNIT TYPE AND NUMBER _____

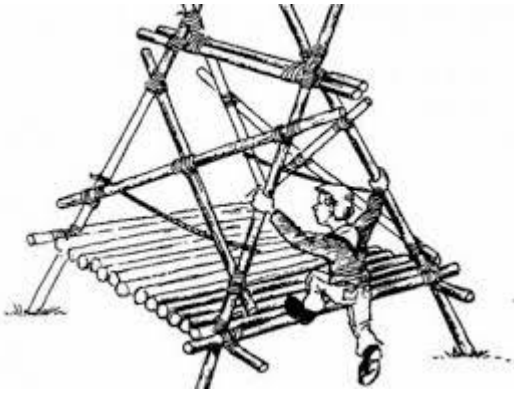
DISTRICT _____

CAMPSITE (if camping) _____

Program Details

Program details are subject to change due to availability of supplies, volunteers, and many other factors.

SHIP/CASTLE & CHAPEL



CASTLE

- Engineering
- Pioneering
- Castle Wars



CHAPEL

- Den/Personal Shields

COPE TOWER/FRONT OF DINING HALL



COPE TOWER

We are going to holding an egg drop at Cub World. Please prepare a “package” in advance to drop from the COPE tower at V-Bar. Please follow the rules below.

Egg Drop rules:

1. Take one **RAW** egg.
2. Surround it with your choice of packaging material to protect the egg when it is dropped. Packaging material may not exceed 8 inches square.
3. Parachutes may be attached to the outside of the packaging if desired.
4. Write your name and Pack Number on the outside of your package and bring with you to Cub World.

Goal: Protect your RAW egg well enough so that when it is dropped from the top of the COPE tower it will still be intact when the packaging is opened. Good Luck!

Pack Leaders – please put all your egg drop packages into a large garbage bag marked with your Pack number. Bags may be dropped in front of the COPE tower at the beginning of the day to be dropped when your Pack goes through the rotation.

As stated above, please have the Cubs prepare their egg drops in advance. We will have limited supplies at camp for those who may forget but not enough for every single Cub.



FRONT OF DINING HALL

Touchable Science


- Oobleck
- Slime

ADMIN BUILDING TO WATERFRONT



ADMIN BUILDING

- Fun with Science



WATERFRONT

- Trebuche



BEHIND ADMIN

- Nature Walk

SHOOTING SPORTS FIELD



DINING HALL

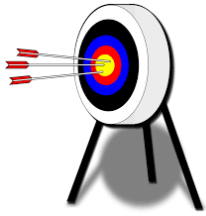
- Crafts



FIELD

- Games

SHOOTING SPORTS FIELD



ARCHERY



BB'S



SLING SHOT



ALTERNATE LION ACTIVITY

CAMP V-BAR INFORMATION & POLICIES

Refer to the [Camp V-Bar General Information and Policies](#) for:

- Driving Directions
- Camp Map
- Camp Amenities
- Policies

PERSONAL EQUIPMENT CHECKLIST

This list is meant to serve as a guide. Use your judgment in choosing what to bring to camp.

Individual Scout Equipment:

- Cash for Trading Post
(**no large bills** please) We do take debit/credit cards.
- Family or personal tent(s) and tarp(s) to put under the tent in case the ground is damp. Families camp together.
- Signed medical form for each participant
- Cub T-shirts
- Shorts and pants
- Jacket or sweatshirt (it does get cool at night)
- Socks & Shoes (closed toe) or hiking boots and shower shoes if using the shower while in camp
- Cap or hat for sun protection
- Underwear
- Pajamas or sleeping clothes

- Sleeping bag or blankets & sheet
- Pillow
- Wagon or Trashcan on wheels to haul gear to campsite
- Personal first aid kit
- Poncho or rain jacket
- Towels & washcloth
- Soap and shampoo
- Toothbrush & toothpaste
- Comb, brush, & mirror
- Flashlight & extra batteries
- Insect repellent (non-aerosol)
- Sunscreen
- Water bottle or canteen & cup

DO NOT BRING:

- Any expensive items

- iPads
- TV's
- Electronic games
- Fireworks

- Hunting knives

- Pets
- Personal Firearms and/or ammunition
- Personal bows & arrows

SOME ITEMS THAT WILL BE SOLD IN THE TRADING POST:

- Ice is free in the Trading Post

- Sodas & snacks & ice cream
- Flashlights & batteries
- Camp apparel & camping gadgets
- Soap, shampoo, and other toiletries
- Some** items from the Scout Shop
- Some microwavable foods

- Slushies

- Knives

Note to Individual Cub Families: We understand that this might be your first time coming to camp or even your first-time camping. Make sure to have a BSA Annual Health and Medical record filled out for every participant. You can download the form by searching online for BSA Annual Health and Medical Record and then clicking the section All Scouting Events. It is okay to come without your pack and just bring your family or just bring your Cub Scout(s).

Families must camp together, and no other children are allowed to sleep in the tent with another family. Remember, you will have to carry your gear to your campsite so you might want to bring a wagon or trashcan on wheels. Have your flashlights ready in the car if arriving after dark. **NO CARS CAN DRIVE BACK TO CAMPSITES AFTER 6:00 p.m.**

UNIT EQUIPMENT LIST

<input type="checkbox"/>	Lanterns (propane is best)		CAMPSITE ENTRANCE/GATEWAY MATERIALS
<input type="checkbox"/>	Flashlights and extra batteries – light sticks are also fun and great for the littles	<input type="checkbox"/>	Pack / Troop / Crew sign (should include unit number)
<input type="checkbox"/>	Matches/lighters	<input type="checkbox"/>	Pack / Troop / Crew flag
<input type="checkbox"/>	Dining fly(s), poles, & stakes	<input type="checkbox"/>	U.S. Flag
<input type="checkbox"/>	Rope	<input type="checkbox"/>	Twine & poles for lashing
<input type="checkbox"/>	Tents (if you have them), poles & stakes (Most families bring their individual tents)		
<input type="checkbox"/>	Hammers & other hand tools		BULLETIN BOARD
<input type="checkbox"/>	5-gallon water jugs	<input type="checkbox"/>	Bulletin board (provided in campsite)
<input type="checkbox"/>	Ice chests with ice	<input type="checkbox"/>	Camp roster
<input type="checkbox"/>	Trash bags	<input type="checkbox"/>	Unit duty roster
<input type="checkbox"/>	Lockable storage container	<input type="checkbox"/>	
<input type="checkbox"/>	Unit first aid kit	<input type="checkbox"/>	Emergency procedures
<input type="checkbox"/>	Compass	<input type="checkbox"/>	Push pins, etc. For bulletin board
<input type="checkbox"/>	Shovels, rakes, hoes, bow saws	<input type="checkbox"/>	Fireguard chart
<input type="checkbox"/>	Rolls of surveyor's marking tape		
<input type="checkbox"/>	Lawn chairs		PAPERWORK
<input type="checkbox"/>	Wagon or Trashcan on wheels for hauling gear to campsite (optional)	<input type="checkbox"/>	Leader's guidebook
<input type="checkbox"/>	Cooking stoves & serving utensils (if cooking in campsite)	<input type="checkbox"/>	Medical forms
<input type="checkbox"/>	Either paper plates and plastic utensils or have every scout bring a mess kit	<input type="checkbox"/>	Parking Permit – Every vehicle must have one
	Bundles of firewood (if you are not collecting wood)	<input type="checkbox"/>	
		<input type="checkbox"/>	

Note to Packs & Cub Families: If your pack is bringing a large group, please check with your pack leadership to see what they are bringing for everyone to use together. It is wise to have a meeting prior to the event so you can figure out if you can drive up as a group, food plans, equipment on this list being shared by the pack, etc.

Google Maps GPS is correct to 27585 V Bar Road, Perkinston, MS 39573.

