



Salmen Scout Reservation

27585 V-Bar Road, Perkinston, MS 39573

Camp Phone: (228) 255-7336

Southeast Louisiana Council

Office: (504) 889-0388

Fax: (504) 889-1162 Email: tracy.jones@scouting.org

Online registration

<http://www.bsa-selacouncil.org/fallencampment>

Table of Contents

Letter from the Camp Director	3
General Camp Information, Dates, Fees.....	4
Daily Schedule	5
Rotation Schedule	6
Preparing for Camp.....	7
Program Details	9
Ship/Castle & Chapel.....	9
COPE Tower & Front of Dining Hall.....	10
Admin Building to Waterfront.....	11
Dining Hall/Trading Post/Training Center	12
Shooting Sports Field.....	13
Getting to Camp and the Driver's Pledge	13
Camp Map.....	14
Personal Equipment Checklist	15
Unit Equipment Checklist.....	16
Map to camp	17

“A week of camp life is worth six months of theoretical teaching in the meeting room.”

- Lord Baden-Powell

LETTER FROM THE CAMP DIRECTOR

Dear Scout Leaders & Parents,

Welcome to Fall Encampment. We are excited to welcome everyone back to V-Bar for a weekend of Cub Scout Fun and adventure. We hope that by the end of the weekend your Scouts will have unknowingly learned a new skill or two, made a new friend, discovered something about themselves they never knew and gained some confidence in their abilities.

This campout is open to all Scouts, Leaders, Parents and Siblings. Please come, camp and have a whole lot of fun with us. We are always looking for volunteers to help with activities, in the dining hall and with opening/closing programs. So, if you are a leader, parent, Scout BSA, Venturer, Sea Scout or Explorer and wish to serve as staff please contact our Fall Encampment Coordinator – Tia Lopez (selacubcamping@gmail.com) for an assignment.

This guide gives Pack leaders and parents the information needed to plan for Fall Encampment. SIGN-UP BETWEEN NOW AND October 1st to take advantage of the Early Bird fees per person. Register before September 25th to ensure that your t-shirt order is available at camp. If registering after October 1st, there is a Late Fee increase of \$10/person. Registration will close on October 9th. There will be NO registration accepted after this date in order to insure we have enough supplies and volunteers for the event.

The Southeast Louisiana Council and the Cub Camping Committee look forward to providing each of you a fantastic weekend filled with FUN, ADVENTURE, and QUALITY TIME for all families in attendance. Council camping events such as Fall Encampment offer Packs the opportunity for strengthening their program, help with retention of Scouts as well as helping to prepare them for move up to the Scouts BSA program. Please encourage all your Cubs to attend. Cub Scouts may attend with others from their Pack, other members of their den, or just their family. Life can't get any better than what this weekend will provide between a child and his family – no matter what the combination – father/Cub, mother/Cub, total family, grandparent/grandCub. Mark your calendars now and take time to read all the information provided in this guide.

“Be Prepared” to have a great time!

*****Finally, Cub Scout Leaders we need 3 volunteers from each pack attending to ensure we have enough support to plan the program for this exciting outdoor weekend! *****

See you at V-Bar!

Tia Lopez

Tia Lopez
Cub Camping Committee Chair

GENERAL CAMP INFORMATION, DATES, FEES

GENERAL CAMP INFORMATION	<p>CAMP LOCATION: Salmen Scout Reservation, Camp V-Bar is located in Southern Mississippi approximately 1 ½ hours outside New Orleans, LA. Driving directions on page 16. Google Maps does GPS to the right location at the address below.</p> <p>Salmen Scout Reservation, Camp V-Bar 27585 V-Bar Road Perkinston, MS 39573</p> <p>Camp Office: (228) 255-7336 Ranger Office: (228) 255-1336</p>		
DATES	<p>Southeast Louisiana Council, BSA 4200 S. I-10 Service Road West Metairie, LA 70001</p> <p>Council Offices: (504) 889-0388 Council Fax: (504) 889-1162</p>		
DATES	<p>Fall Encampment Dates: October 14-16, 2022</p> <p>Check-In: 3:00pm</p> <p>Check-out: no later than 11:00am</p>		
CAMP FEES	<p>Cubs/Siblings/Adults</p> <p>\$15/ Regular – Paid in Full by 10/01/2022</p> <p>\$25/ Late – Paid in Full by 10/09/2022</p> <p>Registration Closes 10/09/2022</p>	<p>Meal Plan Tickets</p> <p>\$24 for Saturday meal plan/\$5 for Sunday Breakfast</p> <p>Meals offered: Saturday Breakfast Saturday Lunch Saturday Dinner Sunday Breakfast</p> <p>Last day to purchase meal tickets is 10/09/22</p>	<p>Friday Dinner will not be served. Meals will begin Saturday morning.</p> <p>Meals will be sold as a plan only. You may NOT purchase meals individually. If you do not wish to purchase meals, Packs may cook their own meals in their campsites.</p>
SHIRTS / PATCHES	<p>T-Shirts available for pre-order with Registrations placed by 9/25/2022.</p> <p>Youth S, M, L - \$15 Adult S, M, L, XL, 2XL, 3XL - \$18</p> <p>Patches – Included in fees, will be included with Leader Packets on Sunday morning</p> <p>There MAY be additional shirts for sale at camp. To guarantee receiving a shirt, order by 9/25/22! No guarantees after that date.</p>		

ONLINE CAMP REGISTRATION CLOSING ON AT MIDNIGHT ON THE LAST DAY NOTED ABOVE. NO REGISTRATION WILL BE ACCEPTED AFTER THE FINAL DATE TO REGISTER, OR AT CAMP. REGISTRATION WILL ONLY BE ACCEPTED ONLINE (NO MANUAL REGISTRATIONS ARE ACCEPTED AT COUNCIL SERVICE CENTER)

Registration may be done on an individual basis but is much easier when the entire Pack registers together. We suggest having a “Fall Encampment Coordinator” within your pack that will handle collecting funds from your Pack members, registering campers and distributing information to your Pack.

REFUNDS: Please refer to the council website for the council’s policy concerning refunds and refund requests.
<http://www.bsa-selacouncil.org/camping-outdoor-program/council-refund-policy/62964>

DAILY SCHEDULE (SUBJECT TO CHANGE)

Time	Friday 10/14	Saturday 10/15	Sunday 10/16
6:00 am		Reveille (Wake up)	Reveille (Wake up)
7:00 am		Assembly at Flagpole by Admin. Bldg.	Assembly at Flagpole by Admin. Bldg.
7:15 am		HOT & COLD Breakfast (Dining Hall) or Campsites	COLD Breakfast
9:00 am -		Program Rotation	Interfaith Service
11:00 pm			Checkout
12:00 pm		Lunch (Dining Hall or Campsites)	
2:30 pm - 6:00	Check-In at Shop by upper parking lot		
1:30 - 4:30 pm		Program Rotation	
4:45 pm	Assembly by Flagpole at Admin. Bldg.	Assembly at Flagpole by Admin. Bldg.	
6:00-7:30 pm	Staff Supper	Supper (Dining Hall or Campsites)	
7:30 pm	Stargazing Dining Hall lawn	Crazy Hat Contest	
8:02 pm		Campfire	
8:30 pm	Leader Info Meeting in Training Center		
9:00 pm	Staff Meeting in Training Center		
10:30 pm	Taps	Taps	

ROTATION SCHEDULE (SUBJECT TO CHANGE) FINAL WILL BE HANDED OUT AT CAMP

	Morning				Afternoon		
	Rotation 1 9:00-10:00	Rotation 2 10:00-11:00	Rotation 3 11:00-12:00		Rotation 3 1:30-2:30	Rotation 4 2:30-3:30	Rotation 6 3:30-4:30
Ship/Castle	Purple Group	Blue Group	Green Group	L u n c h	Yellow Group	Orange Group	Red Group
Admin Building to Waterfront	Red Group	Purple Group	Blue Group		Green Group	Yellow Group	Orange Group
Dining Hall/Trading Post/Training Center	Orange Group	Red Group	Purple Group		Blue Group	Green Group	Yellow Group
Shooting Sports Field	Yellow Group	Orange Group	Red Group		Purple Group	Blue Group	Green Group
COPE Tower/Dining Hall	Green Group	Yellow Group	Orange Group		Red Group	Purple Group	Blue Group
Back of the Admin Center	Blue Group	Green Group	Yellow Group		Orange Group	Red Group	Purple Group

If you don't read anything else in this guidebook, read this page please!

PREPARATION FOR FALL ENCAMPMENT

1. An extremely important function of your planning is informing parents of Camp plans. Prior to camp, set a date and hold a parent information meeting. You will need to make copies of the guidebook or download a copy from our website and email to all your parents/guardians that will be attending. There is **ONLY ONLINE REGISTRATION FOR THIS EVENT**. This guide includes a list of what to bring to camp, Camp Salmen policies and procedures, and a map on how to get there.
2. Arrange for transportation to and from camp. Have everyone who is going to camp meet at a central location and carpool to camp, if possible. Be sure every driver has a map to camp and the camp phone number. Share cell phone numbers, in case someone becomes separated from the group or get walkie-talkies and use them on the road and at camp. Cell phone coverage is very limited on camp property. There is limited AT&T coverage but Verizon and Sprint work fairly well.
3. Have an experienced family (someone who has been to camp) mentor a new inexperienced family (someone who has never been to camp) by driving to camp together and helping to locate your assigned campsite for the weekend.
4. To help late arrivals find other members of their Pack, some leaders set up "Pack Number Signs" on the roads inside camp. Use real estate or political sign standards to write the Pack number on it. A fluorescent background with dark lettering shows up very well. These signs **MUST** be removed when you leave camp Sunday morning.
5. Only **ONE** Pack Gear Trailer (or Pack Vehicle loaded with Pack equipment) may be allowed to enter camp before 6pm on Friday. The vehicle must unload/unhook trailer and return to the parking lot. No vehicles will be allowed to enter camp after 6pm. **NO VEHICLES WILL BE ALLOWED TO REMAIN IN CAMP**. This is for the safety of our large number of Youth. All vehicles other than the Pack Gear Trailer must park in one of the two parking lots and gear carried to campsite. There will be a limited number of wagons available to help with gear transport. It is highly recommended to bring your own wagon to help transport items to the campsite.
6. **If arriving after dark**, have flashlights prepared and ready to use when you get out of your car. You will be walking with your gear to your campsite. Also, if you do not have a Pack trailer and your gear is not being brought up early, you can bring a wagon or trashcan on wheels to haul your gear to your campsite.
7. Vehicle ID Tag: Each vehicle coming to camp should place a sign in the front windshield with their Pack Number, District Name and Campsite Assignment. We will be directing traffic to the parking lot closest to your campsite based on this signage. The ID Tag will help us to reach you during the campout in the event we need to contact you regarding your vehicle. A sample of the windshield sign is included in this guidebook.
8. Campsite assignments will be based on district registration numbers and will be provided at check-in at the entrance to camp. If members of your unit have special needs (i.e. cPap machines in need of electricity) please contact the Camp Director when you register so that they will have that information when assigning campsites. These assignments **CANNOT** be changed after you arrive at camp. Campsite assignments may only be changed by the Camp Director & Camp VBar Ranger based on a problem with the campsite.
9. Identification for All Children... **PLEASE READ!** Parents and leaders should consider making nametags to be worn by every youth. We recommend that you include the Name, Pack number, District, and Campsite assignment on the tag, and laminate the tags for longer wear. Use a safety pin to fasten to shirts or they may be worn around the neck on a lanyard. Because so many are wearing the same uniform, it is easy to lose track of your child. If you become separated from your child at any time, the nametag will provide accurate identification and campsite location information. This will expedite the relocation of "lost" parents.
10. Pack T-shirts: Some Packs have purchased their own T-shirts, using either a standard or a custom design logo and the pack number – this helps identify your group in a large crowd.
11. A "What to Bring Checklist" is included in this guidebook. This list is meant as a guide. Use your judgment in choosing what to bring to camp. Remember, everything you bring, you must carry to and

from your campsite and the parking lot.

12. Please leave all electronics your cars in the parking lot. The kids should be enjoying nature not sitting in their tents on their devices. Also, stress to your parents that they are there to help supervise the kids and to ensure their safety. If they are always on their phones, they are of no help to the Pack. We understand that sometimes it is necessary to look at one's phone for work, family, etc., but encourage them to keep it in their pockets. Camp VBar, Fall Encampment and the SELA Council are not responsible for lost, or damaged phones or other electronic devices.
13. One last reminder closed toe shoes **MUST** be worn by all individuals camping at Camp VBar. Sandals may **ONLY** be worn in the showers and may not be worn walking to and from the showers. This is for your safety and the sanity of our health officer. Shoes **MUST** be worn in camp. **NO BARE or JUST SOCKED FEET ALLOWED!**



PARKING TAG

Southeast Louisiana Council

FALL ENCAMPMENT

This vehicle parking tag must be displayed on the dashboard at all times

It will help us to reach you during the campout in the event we need to contact you regarding this vehicle

NAME _____

UNIT TYPE AND NUMBER _____


DISTRICT _____

CAMPSITE (if camping) _____

PROGRAM DETAILS

Program details are subject to change due to availability of supplies, volunteers, and many other factors. Please take the following lists as a possibility, not as a probability. We are still planning and tweaking the program.

SHIP/CASTLE & CHAPEL



CASTLE

- Engineering
- Pioneering
- Castle Wars
- Den Shields



COPE TOWER/DINING HALL



COPE TOWER


Webelos and AOL Scouts will be participating in climbing activities



DINING HALL

- Crafts
- International Jamboree on the Air/Internet

WATERFRONT



WATERFRONT

- Trebuche

ECO CON



ECO/CON

- Nature Walk/Talk

DINING HALL AREA



LAWN BETWEEN DINING HALL & TRADING POST

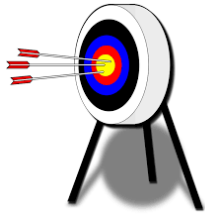
- Carnival Games
- Bounce House



Training Center

- Fun with Science

SHOOTING SPORTS FIELD



ARCHERY



BB'S



ALTERNATE LION ACTIVITY

- Webelos and AOL Scouts will follow a different program than the rest of the Pack. They will still get to participate in Shooting Sports and several other activities but will have additional opportunities. Be prepared to have adults available that can go with the Webelos/AOL group as well as the rest of your Pack.

GETTING TO CAMP & THE DRIVER'S PLEDGE

Traveling to Camp:

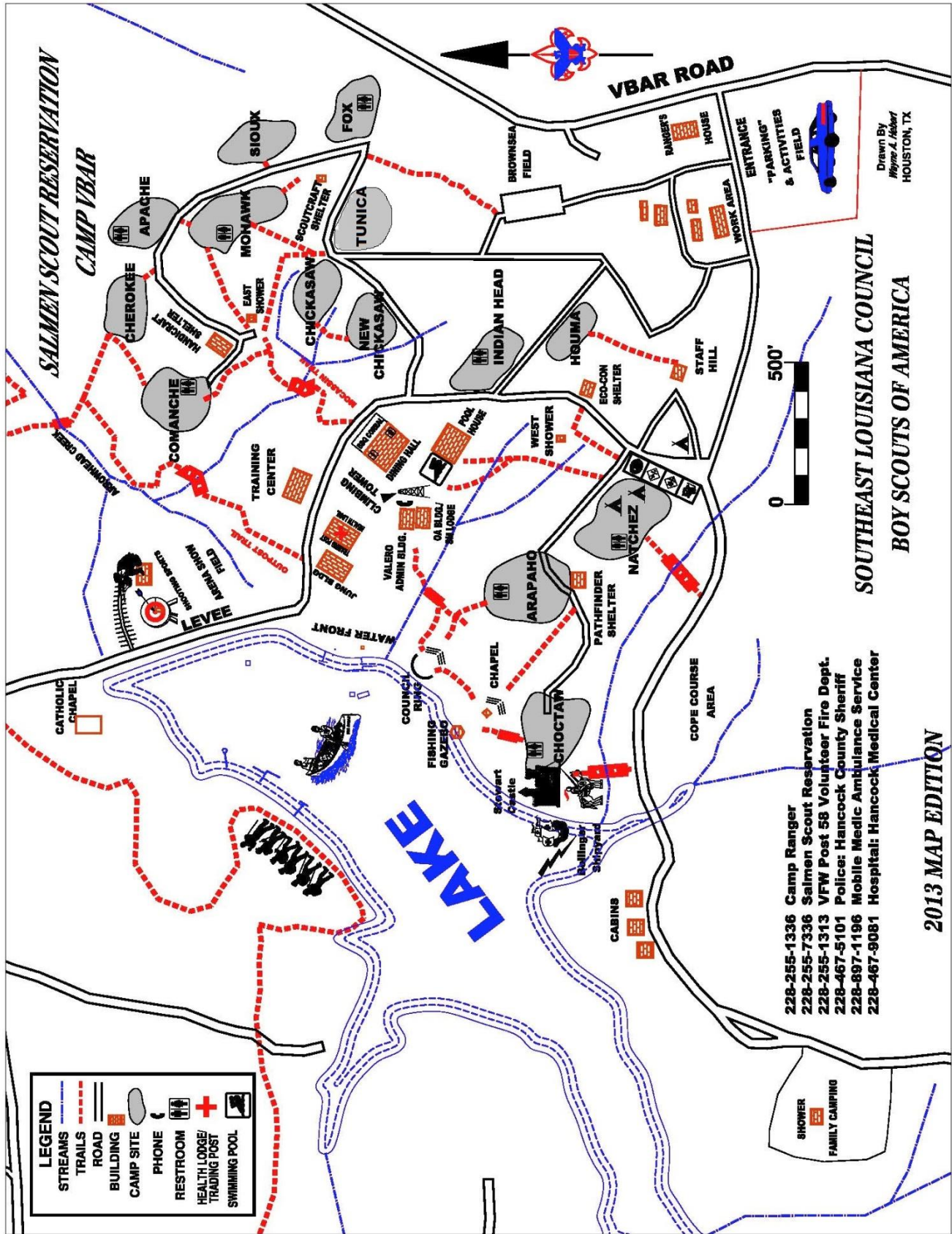
Travel East on Interstate 10 from Slidell approximately 20.2 miles from the intersection of I-10 and I-59 and exit at Mississippi Exit #13. Then proceed North on Mississippi Highway 603 approximately 14.6 miles. This will place you 1.0 mile past the Victory Baptist Church where you will turn right onto Standard Dedeaux Rd. You will see a Salmen Scout Reservation Sign. From this turn, follow the rule: "When going to Camp, Stay Left" you will proceed approximately 2.1 miles, passing the "Halfway Grocery" and come to a fork in the road with a Brick house near this fork. Turn Left and proceed approximately 1.7 miles to a 3 way stop sign. Again, stay left and proceed 0.5 miles to the entrance of Salmen Scout Reservation which will be on your left. GPS Coordinates are N 30.573383° and W89.356521° "The Risk Zone" is a state of physical and mental fatigue that is a major cause of highway crash fatalities. As a leader it is your challenge to do all that you can to keep Scouts safe, both at Camp and while traveling to and from Salmen Scout Reservation.

Take the Driver's Pledge and get a good night's sleep the night before you come to Camp and on your last night at Camp. The Driver's Pledge is a commitment to plan ahead and avoid killer fatigue.

Camp V-Bar Driver's Pledge:

- I WILL NOT DRIVE WHEN I FEEL FATIGUED. I realize that when I am fatigued, I process information slower and less accurately, and this impairs my ability to react in time to avoid accidents.
- I WILL GET A GOOD NIGHT'S SLEEP before I drive to camp – and my last night at camp.
- I WILL MAKE TRAVEL PLANS that take into account my personal biological clock and I will only drive while alert

CAMP MAP



PERSONAL EQUIPMENT CHECKLIST

This list is meant to serve as a guide. Use your judgment in choosing what to bring to camp.

Individual Scout Equipment:

- Cash for Trading Post
(**no large bills** please) We do take debit/credit cards.
- Family or personal tent(s) and tarp(s) to put under the tent in case the ground is damp. Families camp together.
- Signed medical form for each participant
- Cub T-shirts
- Shorts and pants
- Jacket or sweatshirt (it does get cool at night)
- Socks & Shoes (closed toe) or hiking boots and shower shoes if using the shower while in camp
- Cap or hat for sun protection
- Underwear
- Pajamas or sleeping clothes
- Sleeping bag or blankets & sheet
- Pillow
- Wagon or Trashcan on wheels to haul gear to campsite
- Personal first aid kit
- Poncho or rain jacket
- Towels & washcloth
- Soap and shampoo
- Toothbrush & toothpaste
- Comb, brush, & mirror
- Flashlight & extra batteries
- Insect repellent (non-aerosol)
- Sunscreen
- Water bottle or canteen & cup

DO NOT BRING:

- Any expensive items
- iPads
- TV's
- Electronic games
- Fireworks
- Hunting knives
- Pets
- Personal Firearms and/or ammunition
- Personal bows & arrows

SOME ITEMS THAT WILL BE SOLD IN THE TRADING POST:

- Ice is free in the Trading Post
- Sodas & snacks & ice cream
- Flashlights & batteries
- Camp apparel & camping gadgets
- Soap, shampoo and other toiletries
- Some** items from the Scout Shop
- Some microwavable foods
- Slushies
- Knives

Note to Individual Cub Families: We understand that this might be your first time coming to camp or even your first-time camping. Make sure to have a BSA Annual Health and Medical record filled out for every participant. You can download the form by going to scouting.org/forms and scrolling down to the Annual Health and Medical Record and then clicking the section All Scouting Events. It is okay to come without your pack and just bring your family or just bring your Cub Scout(s).

Families must camp together, and no other children are allowed to sleep in the tent with another family. Remember, you will have to carry your gear to your campsite so you might want to bring a wagon or trashcan on wheels. Have your flashlights ready in the car if arriving after dark. **NO CARS CAN DRIVE BACK TO CAMPSITES AFTER 6:00 p.m.** Please wear shoes appropriate for walking on uneven ground.

UNIT EQUIPMENT LIST

<input type="checkbox"/>	Lanterns (propane is best)		CAMPSITE ENTRANCE/GATEWAY MATERIALS
<input type="checkbox"/>	Flashlights and extra batteries – light sticks are also fun and great for the littles	<input type="checkbox"/>	Pack / Troop / Crew sign (should include unit number)
<input type="checkbox"/>	Matches/lighters	<input type="checkbox"/>	Pack / Troop / Crew flag
<input type="checkbox"/>	Dining fly(s), poles, & stakes	<input type="checkbox"/>	U.S. Flag
<input type="checkbox"/>	Rope	<input type="checkbox"/>	Twine & poles for lashing
<input type="checkbox"/>	Tents (if you have them), poles & stakes (Most families bring their individual tents)		
<input type="checkbox"/>	Hammers & other hand tools		BULLETIN BOARD
<input type="checkbox"/>	5-gallon water jugs	<input type="checkbox"/>	Bulletin board (provided in campsite)
<input type="checkbox"/>	Ice chests with ice	<input type="checkbox"/>	Camp roster
<input type="checkbox"/>	Trash bags	<input type="checkbox"/>	Unit duty roster
<input type="checkbox"/>	Lockable storage container	<input type="checkbox"/>	
<input type="checkbox"/>	Unit first aid kit	<input type="checkbox"/>	Emergency procedures
<input type="checkbox"/>	Compass	<input type="checkbox"/>	Push pins, etc. For bulletin board
<input type="checkbox"/>	Shovels, rakes, hoes, bow saws	<input type="checkbox"/>	Fireguard chart
<input type="checkbox"/>	Rolls of surveyor's marking tape		
<input type="checkbox"/>	Lawn chairs		PAPERWORK
<input type="checkbox"/>	Wagon or Trashcan on wheels for hauling gear to campsite (optional)	<input type="checkbox"/>	Leader's guidebook
<input type="checkbox"/>	Cooking stoves & serving utensils (if cooking in campsite)	<input type="checkbox"/>	Medical forms
<input type="checkbox"/>	Either paper plates and plastic utensils or have every scout bring a mess kit	<input type="checkbox"/>	Parking Permit – Every vehicle must have one
	Bundles of firewood (if you are not collecting wood)	<input type="checkbox"/>	
		<input type="checkbox"/>	

Note to Packs & Cub Families: If your pack is bringing a large group, please check with your pack leadership to see what they are bringing for everyone to use together. It is wise to have a meeting prior to Fall Encampment so you can figure out if you can drive up as a group, food plans, equipment on this list being shared by the pack, etc.

Google Maps GPS is correct to 27585 V Bar Road, Perkinston, MS 39573.

